


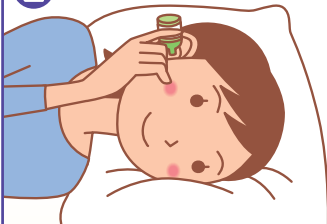
Information for Patients Who Use Ofloxacin Otic Solution 0.3% [CEO]

1



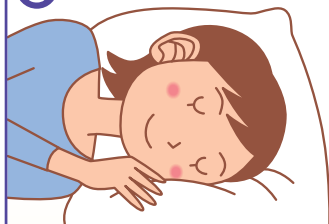
Remove secretions at the entrance of your ear canal with a cotton swab by following your physician's guidance. Warm the ear drops to **near body temperature** before use.

2




Lie down on your side with the ear to be treated facing upward. Position your head with the ear canal being vertical. Place the correct number of drops in the ear as instructed by your physician. Be careful not to allow the tip of the container to touch your ear directly.

3



After adding the drops, stay still **for about 10 minutes** (ear instillation). Follow your physician's instructions about the daily frequency of ear instillations.

4



After ear instillation, place a clean gauze pad or tissue paper on the ear, get up, and wipe any liquid that leaks out of the ear.



Important tips

- Use of cold ear drops may trigger dizziness. Make sure to warm the ear drops to near body temperature.
- If you use ear drops for otitis media, pull up and wiggle your earlobe once or twice after adding the drops, which makes the ear drops reach the middle ear more effectively.
- Follow your physician's instructions about the length of administration and the dose per administration.
- Store ear drops out of reach of young children. Make sure not to mix them up with eye drops or other items.

Supervision KENJI SUZUKI, MD, PhD
Emeritus Professor Fujita Health University School of Medicine
Director Department of Otorhinolaryngology Yonaha Okanou Hospital